

WHUUPS
STATEMENT OF FINANCIAL POSITION
AS AT DECEMBER 31, 2023

	December 31, 2020	December 31, 2021	December 31, 2022	December 31, 2023
	\$	\$	\$	\$
EQUITY AND LIABILITIES				
SHARE CAPITAL AND RESERVES				
Shareholders	65,860	291,960	273,740	263,130
Shars by Odyssey meta inc	1,082,076	2,277,787	2,857,546	3,162,467
Retained earnings	(318,386)	(825,877)	(1,278,265)	(1,492,653)
	829,550	1,743,870	1,853,021	1,932,944
CURRENT LIABILITIES				
	-	-	-	-
	829,550	1,743,870	1,853,021	1,932,944

	December 31, 2020	December 31, 2021	December 31, 2022	December 31, 2023
	\$	\$	\$	\$
ASSETS				
NON-CURRENT ASSETS				
Freelancers Mix	20,305	78,081	78,581	89,392
App development	675,114	1,536,718	1,625,611	1,722,804
Equipments	274	35,315	50,191	52,110
	695,693	1,650,114	1,754,383	1,864,306
CURRENT ASSETS				
Cash at Bank	133,857	93,756	98,638	68,638
	133,857	93,756	98,638	68,638
	829,550	1,743,870	1,853,021	1,932,944

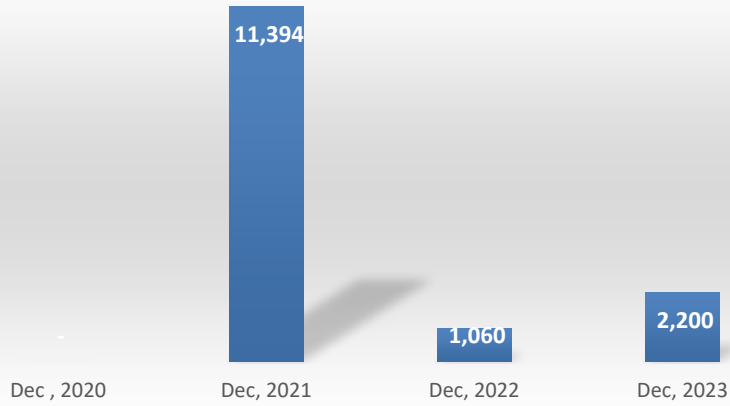
WHUUPS
STATEMENT OF PROFIT OR LOSS
FOR THE YEAR ENDED DECEMBER 31, 2023

	December 31, 2020	December 31, 2021	December 31, 2022	December 31, 2023
	\$	\$	\$	\$
Total Revenue	-	-	-	-
Travelling Details	(596)	(37,645)	(39,317)	(8,908)
Telephone Expenses	(5,654)	(5,112)	(4,997)	(2,845)
Paystub	(307,800)	(367,800)	(334,700)	(150,000)
Legal	(586)	(69,150)	(8,218)	(28,806)
Delaware	(2,904)	(2,749)	-	(539)
Car Expenses	-	(6,682)	(405)	(2,072)
AWS Amazon OvH Cloud	(846)	(6,622)	(1,200)	(16,160)
Accomodation	-	-	-	-
Whuups Dubai	-	(337)	(60,958)	-
Cash-flow and food	-	(11,394)	(1,060)	(2,200)
Meal expenses	-	-	(1,533)	(2,858)
	(318,386)	(507,491)	(452,388)	(214,388)
Total Expenses	(318,386)	(507,491)	(452,388)	(214,388)
Pofit/ (Loss)	(318,386)	(507,491)	(452,388)	(214,388)

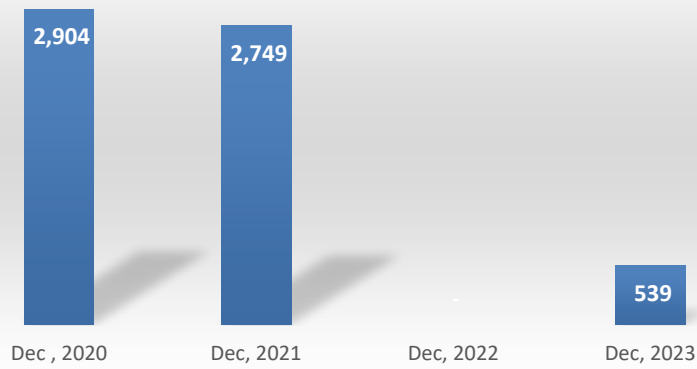
WHUUPS
STATEMENT OF PROFIT OR LOSS
FOR THE YEAR ENDED DECEMBER 31, 2023

	\$	\$	\$	\$
Year	Dec , 2020	Dec, 2021	Dec, 2022	Dec, 2023
Travelling Details	596	37,645	39,317	8,908
Telephone Expenses	5,654	5,112	4,997	2,845
Paystub	307,800	367,800	334,700	150,000
Legal	586	69,150	8,218	28,806
Delaware	2,904	2,749	-	539
Car Expenses	-	6,682	405	2,072
AWS Amazon OvH Cloud	846	6,622	1,200	16,160
Accomodation	-	-	-	-
Whuups Dubai	-	337	60,958	-
Cash-flow and food	-	11,394	1,060	2,200
Meal expenses	-	-	1,533	2,858
Freelancers Mix	20,305	78,081	78,581	89,392
App development	675,114	1,536,718	1,625,611	1,722,804
Equipments	274	35,315	50,191	52,110
Shareholders	65,860	291,960	273,740	263,130
Shars by Odyssey meta ir	1,082,076	2,277,787	2,857,546	3,162,467

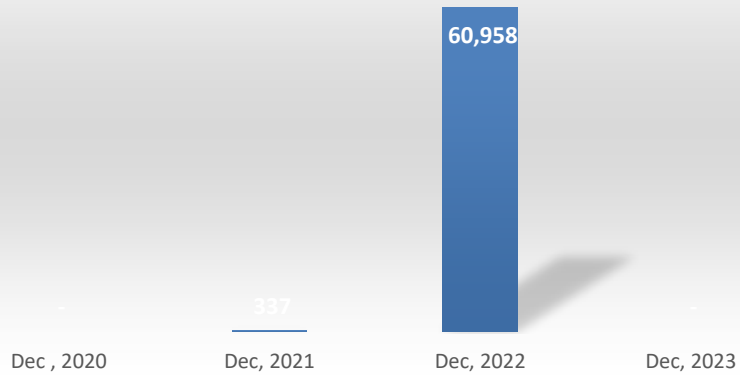
Cash-flow and food



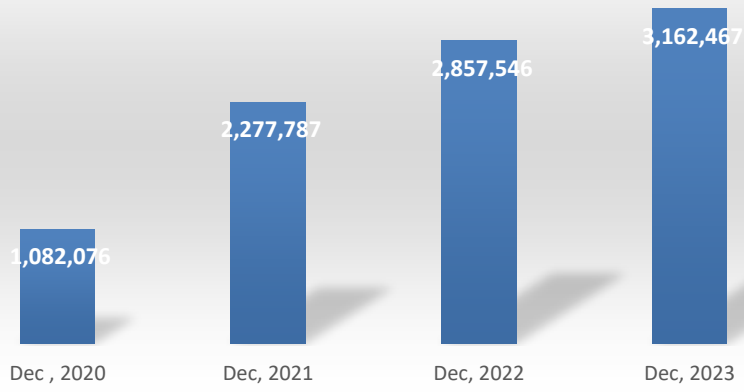
Delaware



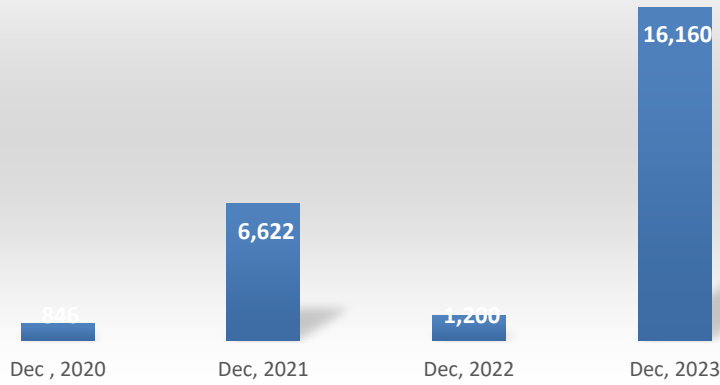
Whuups Dubai



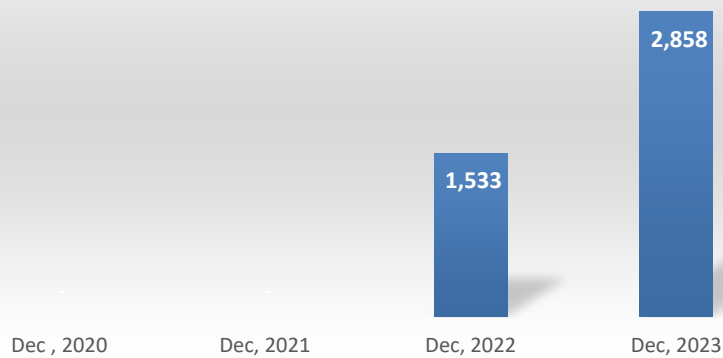
Shars by Odyssey meta inc



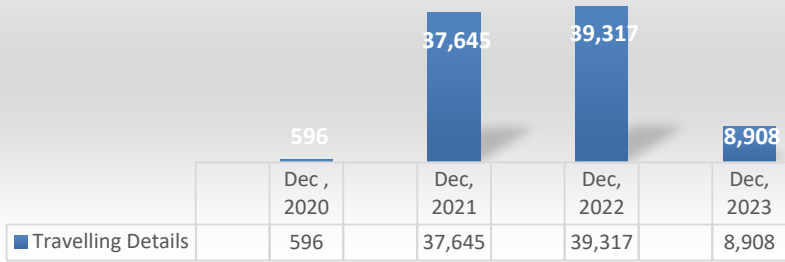
AWS Amazon OvH Cloud



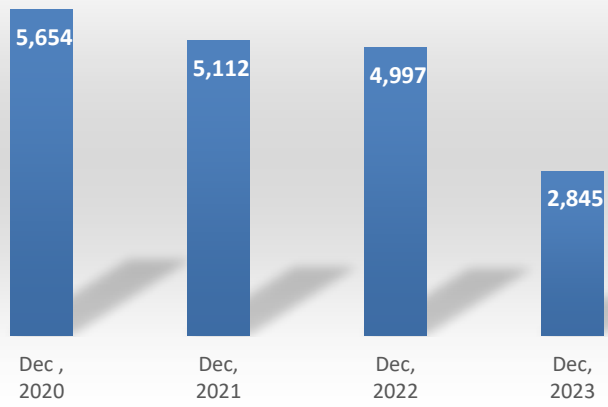
Meal expenses



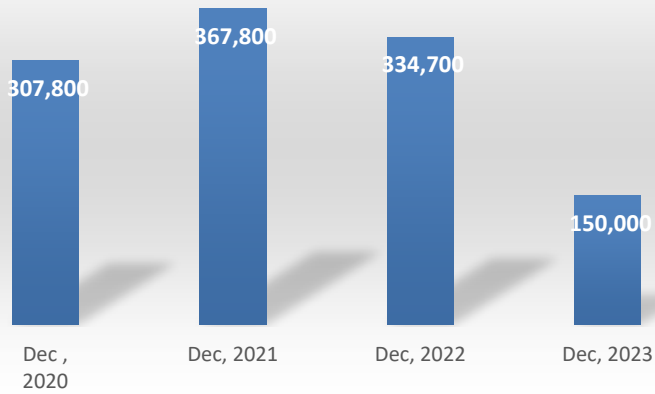
Travelling Details



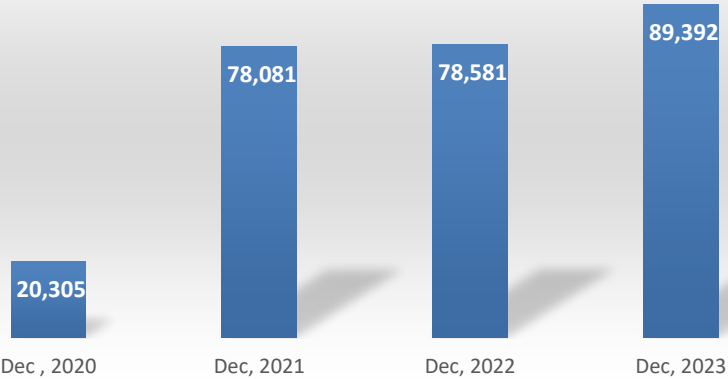
Telephone Expenses



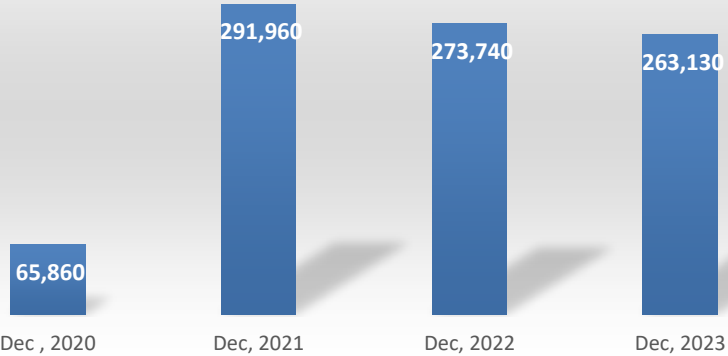
Paystub



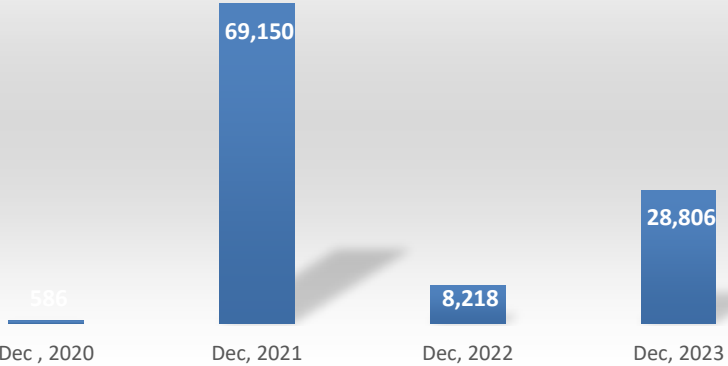
Freelancers Mix



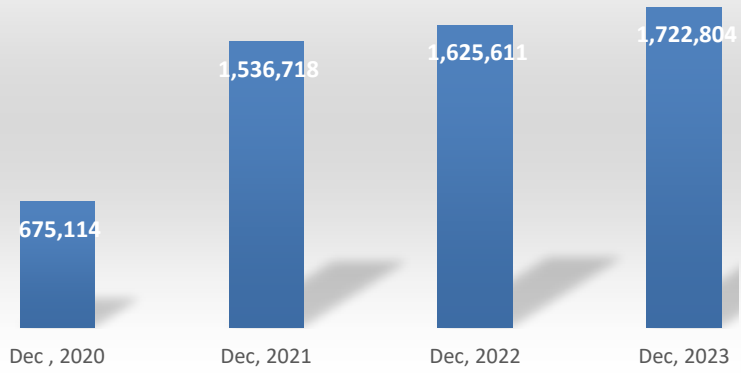
Shareholders



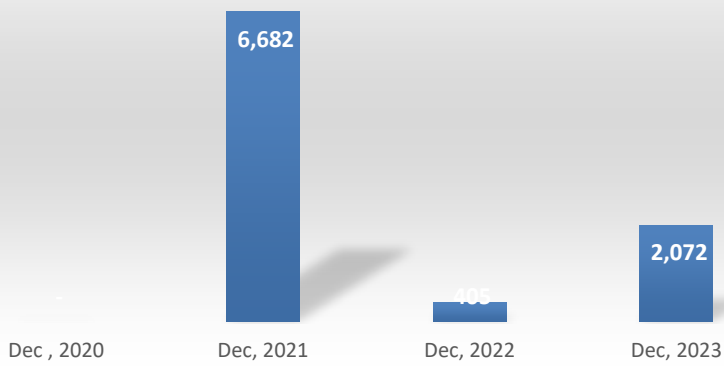
Legal



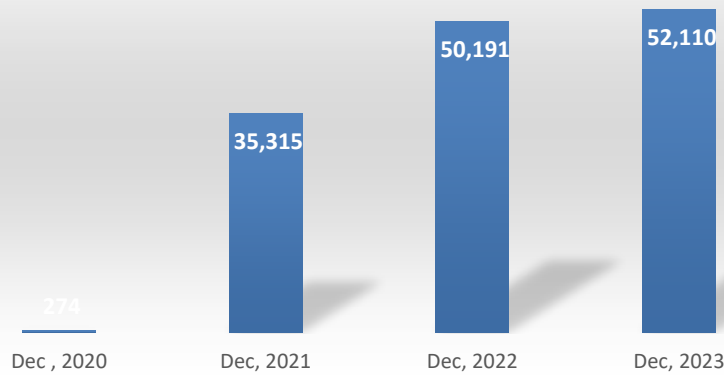
App development



Car Expenses



Equipments



WHUUPS
STATEMENT OF CHANGES IN EQUITY
FOR THE YEAR ENDED DECEMBER 31, 2023

	SHARE CAPITAL	RETAINED EARNINGS	TOTAL
	----- \$ -----		
Balance as at January 01,2020		-	
Profit/ (Loss)	-	(318,386)	
New Shares	1,147,936		
Balance as at 31 December 2020	1,147,936	(318,386)	
Profit/ (Loss)	-	(507,491)	
New Shares	1,421,811	-	
Balance as at 31 December 2021	2,569,747	(825,877)	
Profit/ (Loss)	-	(452,388)	
New Shares	561,539		
Balance as at 31 December 2022	3,131,286	(1,278,265)	
Profit/ (Loss)	-	(214,388)	
New Shares	294,311		
Balance as at 31 December 2023	3,425,597	(1,492,653)	

Name	Currency	Amount	Amount in \$	Year
[REDACTED]	EURO	25,000	28,500	2,020
[REDACTED]	EURO	1,000	1,140	2,020
[REDACTED]	EURO	10,000	11,400	2,020
[REDACTED]	EURO	2,000	2,280	2,020
[REDACTED]	Dollars	10,000	10,000	2,020
[REDACTED]	EURO	1,000	1,140	2,020
[REDACTED]	EURO	2,000	2,280	2,020
[REDACTED]	EURO	1,000	1,140	2,020
[REDACTED]	EURO	5,000	5,700	2,020
[REDACTED]	EURO	2,000	2,280	2,020
TOTAL FOR 2020			65,860	

[REDACTED]	EURO	3,500	3,990	2,021
[REDACTED]	EURO	2,500	2,850	2,021
[REDACTED]	EURO	10,000	11,400	2,021
[REDACTED]	EURO	2,500	2,850	2,021
[REDACTED]	EURO	100,000	114,000	2,021
[REDACTED]	Dollars	15,000	15,000	2,021
[REDACTED]	Dollars	12,000	12,000	2,021
			227,950	

2021			
1 SHARE HOLDER BUY OUT	Dollars	(1,850)	(1,850)
TOTAL FOR 2021			291,960

[REDACTED]	EURO	2,000	2,280	2,022
[REDACTED]	Dollars	2,000	2,000	2,022
[REDACTED]	Dollars	5,000	5,000	2,022
[REDACTED]	Dollars	13,000	13,000	2,022
			22,280	

2022			
3 SHARE HOLDER BUY OUT	Dollars	(40,500)	(40,500)
TOTAL FOR 2022			273,740

[REDACTED]	EURO	13,500	15,390	2,023
------------	------	--------	--------	-------


2023			
7 SHARE HOLDER BUY BACK BY WHUUPS		(26,000)	(26,000)
TOTAL FOR 2023			263,130

[Signature]

Uzair Ansari
Certified Public Accountant (CPA)

Gailord JG Bovrisse
 Gailord JG Bovrisse

Shannon N Phillips HH310751
 Shannon N Phillips Online Notary



Notarized online using audio-video communication